



## Instructions to update your cmd\_key HOG

### **UPDATER FOR HOG OS 3.14**

*NOT COMPATIBLE FOR HOG OS 3.13 or lower*

(1)

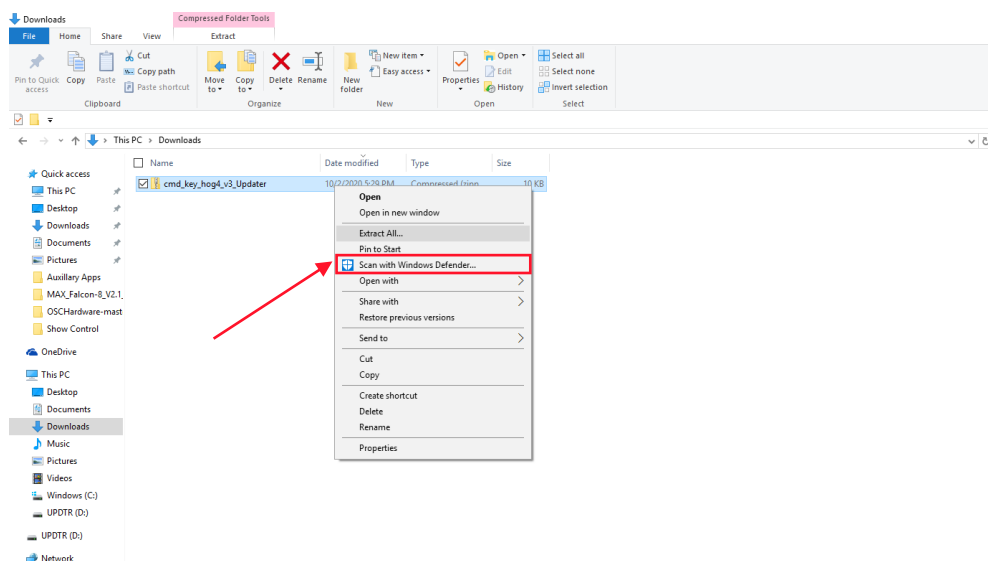
Download ZIP from Website

[www.cmd-key.com](http://www.cmd-key.com)

**cmd\_key\_hog4\_v3\_Updater.zip**

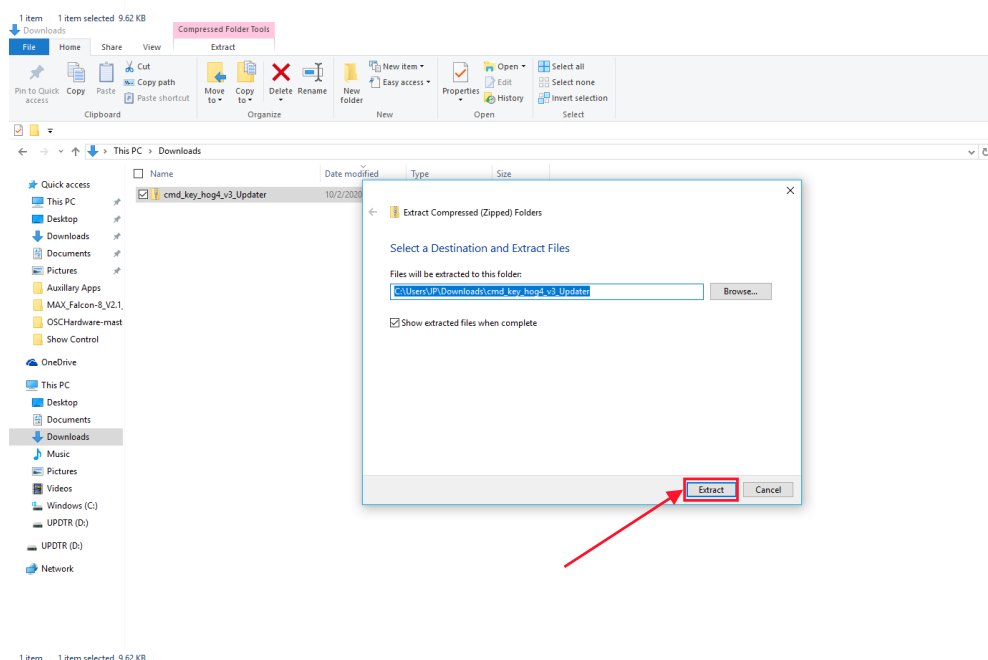
(2)

Right Click on Zip File and click  
extract all



(3)

Click Extract on bottom of  
window. Make sure the “Show  
extracted files when complete” is  
checked. If not, you will need to  
open the un-zipped folder  
manually.





www.cmd\_key.com

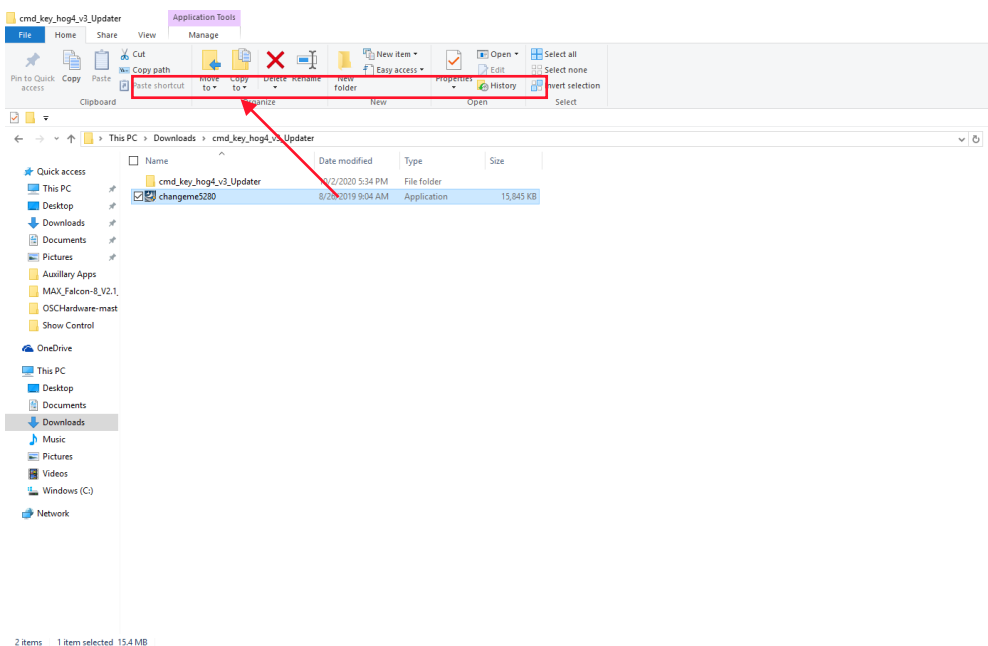
UPDATE V3 for  
HOG OS 3.14 or later

(4)

Click on Installer

Wait as the installation process proceeds, Click **next/install** as required

Restart computer when prompted



(5)

Re-open file location after reboot

(6)

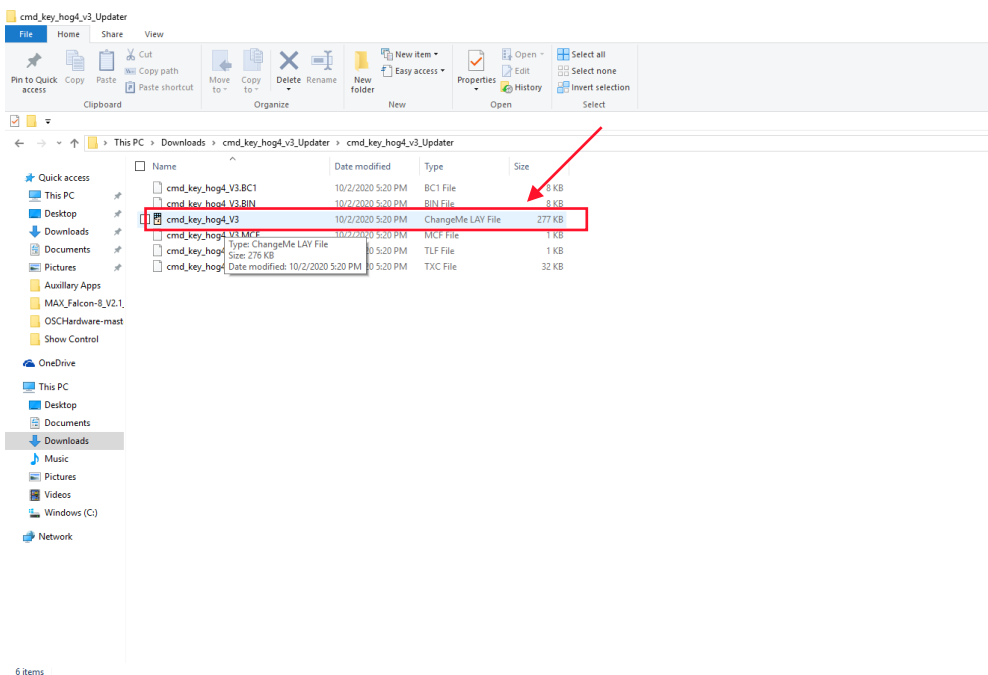
Plug in Keyboard (you must do this before step 7 or you cmd\_key might not be found by the update utility)

(7)

Open **cmd\_key\_hog4\_v3** folder

(8)

Select **cmd\_key\_hog4\_V3** file  
(cmd\_key\_hog4\_v3.LAY)





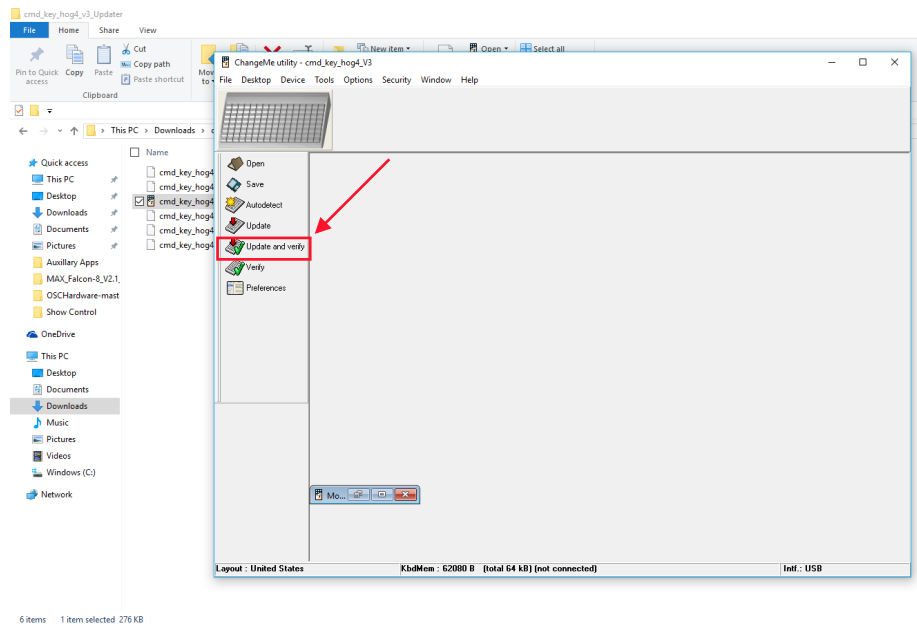
www.cmd\_key.com

UPDATE V3 for  
HOG OS 3.14 or later

(9)

In CHANGEME APP click  
**update & verify**

The installer will update your  
**cmd\_key**. Do not interrupt it  
any any point. It should take  
less than a few minutes.



(10)

Congratulations!!

You have completed the  
updating process.

You can now close the  
CHANGEME APP and use your  
cmd\_key HOG.

Please let us know if you had  
any issues or concerns.

